



## CLIMATE CHANGE & THE ENVIRONMENT PROGRESS REPORT FOR 2009 - 10

(January 2010)

### PROGRESS INDICATOR:



= Good progress towards achieving the target






= Trend generally satisfactory






= Concern about progress





**Nominated Board Member:  
Mary Dixon**



**Community Strategy Key Outcome: Reducing energy wastage and cutting carbon emissions**



OUTCOME MEASURE:	ACTION:	BY WHO: [LEAD & PARTNERS]	BY WHEN:	INDICATOR	DETAILS: Including: 1. Measure (where specified) 2. Remedial action where there is concern about progress
Number of completed questionnaires returned by local strategic partners	Questionnaire assessment of current partner action to reduce energy waste, cut carbon emissions and prepare for changes to the climate	SCDC	Nov 2010		Funding now obtained from the LSP to employ a part time community engagement post – part of their remit will be to carry out this exercise. Dates revised to end 2010
Number attending community events	Communicate best practise energy efficiency, renewables, transport	SCDC Greenprint Forum	2009		22 attended COIN Speaker Training, 22 attended Transition Training. On average 30 attended quarterly Greenprint Meetings focused on energy efficiency, green travel and climate change. Over 96 attended an Age Of Stupid film and talk. Energy Saving Day held with over 100 in attendance. Greener Saturday' Event held, 150 attended. Stalls at Woodbridge Street Market and at Lambing Fair- 140 members joined the Transition Network.
Number to sign statement of intent to reduce carbon emissions and begin preparing for changes to the climate.		SCDC	Dec 2010		This is linked to the Survey and the Greenest County statement could be used if suitable – based on survey results

<p>Number of partners/communities signed up having established baselines for energy and transport and identified a few key carbon savings</p>	<p>Partners to develop energy/transport action plans or include actions in most suitable corporate/business plans</p>	<p>SCDC</p>	<p>2011</p>	<p></p>	<p>The Business Energy Advisor has calculated a cumulative total annual carbon footprint of 1,567 tonnes and a cumulative total energy spend of £318,424 a year from 30 audits within Suffolk Coastal. If these organisations were to implement simple good housekeeping measures, as detailed in each tailored energy report and action plan, savings of over £47,750 could be seen. From these low or no cost measures and more costly measures there would be a reduction in 257 tonnes of carbon dioxide emissions each year</p> <p>Funding now obtained from the LSP to employ a part time community engagement post – part of their remit will be to carry out this exercise in conjunction with Business Energy Advisor for LSP partners. So propose revise date to End 2011</p>
<p>3 Communities having carried out a carbon footprint, established a voluntary group and have an action plan</p>	<p>Develop and pilot a Climate Action pack for Parish Councils and community groups To include: - what's in it for me and how can I benefit from taking action - where to get support - organising action days in a community - Set up a support scheme for community champions to share benefits - helping to tackle fuel poverty locally</p>	<p>Cred Suffolk Greenprint Forum</p>	<p>2011</p>	<p></p>	<p>2 communities have carried out a carbon footprint exercise but this has not resulted in sufficient data to assess the carbon footprint. 3 communities have established a voluntary group and have an action plan</p>

Emission reductions of signed up partners being achieved	<ul style="list-style-type: none"> <li>- getting to switch to renewable energy</li> <li>- the true cost of low carbon living and working</li> <li>- adapting to a changing climate</li> </ul>	Partners to report on progress on cutting carbon emissions	Person from signed up organisations	End 2011		Funding now obtained from the LSP to employ a part time community engagement post – part of their remit will be to carry out this exercise. So propose revise date to End 2012 as a years data will be needed.
--	---	--	-------------------------------------	----------	---	--

Community Strategy Key Outcome: Prepare for changes in the climate					
OUTCOME MEASURE:	ACTION:	BY WHO [LEAD & PARTNERS]:	BY WHEN:	INDICATOR	DETAILS:
Number attending	Adaptation training session for LSP partners	SCDC	2010		30 Attended the Greenest County Climate Adaptation Conference for which SCDC provided speaker support.
Number to sign statement of intent to reduce carbon emissions and begin preparing for changes to the climate	LSP partners to include adaptation measures in key policy documents	SCDC	2010		Funding now obtained from the LSP to employ a part time community engagement post – part of their remit will be to carry out this exercise. So revise date to End 2010 and the progress will be green.
A joint policy framework for the Suffolk Coast is in place and governance structures have been agreed	Establish a policy framework(s) for the coastal zone of Suffolk	SCDC, WDC EA & Natural England	2011		Alde & Ore Futures progressing to provide test-bed for policy alignment and governance mechanisms.
Develop a better understanding of impacts of climate change on local businesses, communities,	Identify and research needs	SCDC	2011		UKCP09 Projections have been reviewed, SCDC supported Greenest County Adaptation Conference, and continues to support the work of the Suffolk Climate

habitats and species					
Planning Partnerships or equivalent in place on all Suffolk Estuaries	Establish and develop joint working arrangements involving national agencies, local government and communities on the Blyth and Deben estuaries	Suffolk Coast & Heaths Unit	2011	 	Change Partnership in developing understanding in regards to local businesses and communities. Plan to map coastal Suffolk to show predicted losses and gains to biodiversity by the SBRC delayed due to technical problems. Active joint working on all estuaries. Varying structures adopted to meet local needs. Deben Estuary Partnership held first annual meeting on 28 November 2009.

<b>Community Strategy Key Outcome: Safeguard, enhance and manage the distinctive high quality of the environment of the district – landscape and biodiversity</b>					
<b>OUTCOME MEASURE:</b>	<b>ACTION:</b>	<b>BY WHO: [LEAD &amp; PARTNERS]</b>	<b>BY WHEN:</b>	<b>INDICATOR</b>	<b>DETAILS:</b>
					Including: 1. Measure (where specified) 2. Remedial action where there is concern about progress
The percentage of County Wildlife Sites (CWS) under active conservation management	Ensure 50% of County Wildlife Sites are in active management	SBP (through the CWS Panel)	2011		Currently 32% for the county. Performance Reward Grant secured to stimulate management of CWS woodlands
Promote the need to involve relevant stakeholders in decisions about the management of AONB	Promote the value of community plans to all parishes in the AONB, and provide support wherever possible	SCDC, Suffolk ACRE	2011		Encouragement given wherever possible with primary focus currently on estuary initiatives