

# PERFORMANCE HEALTHCHECK - LAA2 TARGETS 2008-2011

UPDATE ON PROGRESS AGAINST OUTCOMES AT QUARTER 2 - 2008/09

## SUMMARY BY DELIVERY PARTNERSHIP

### CULTURE AND SPORT

(2 TARGETS)

(PAGE 2)

	<b>G</b>	<b>ON TRACK</b>
	<b>A</b>	<b>SUCCESS LIKELY</b>
	<b>R</b>	<b>OFF TRACK</b>
2 TARGETS	<b>?</b>	<b>BASELINE ONLY</b>

### CHILDREN'S TRUST

(24 TARGETS)

(PAGES 3 TO 14)

7 TARGETS	<b>G</b>	<b>ON TRACK</b>
5 TARGETS	<b>A</b>	<b>SUCCESS LIKELY</b>
8 TARGETS	<b>R</b>	<b>OFF TRACK</b>
4 TARGETS	<b>?</b>	<b>BASELINE ONLY</b>

### ADULT LEARNING & SKILLS

(2 TARGETS)

(PAGE 15)

	<b>G</b>	<b>ON TRACK</b>
	<b>A</b>	<b>SUCCESS LIKELY</b>
	<b>R</b>	<b>OFF TRACK</b>
2 TARGETS	<b>?</b>	<b>BASELINE ONLY</b>

### CARE, HEALTH & INDEPENDENCE

(6 TARGETS)

(PAGES 16 TO 18)

1 TARGETS	<b>G</b>	<b>ON TRACK</b>
2 TARGETS	<b>A</b>	<b>SUCCESS LIKELY</b>
	<b>R</b>	<b>OFF TRACK</b>
3 TARGETS	<b>?</b>	<b>BASELINE ONLY</b>

### HEALTHY AMBITIONS

(3 TARGETS)

(PAGES 19 TO 20)

1 TARGET	<b>G</b>	<b>ON TRACK</b>
1 TARGET	<b>A</b>	<b>SUCCESS LIKELY</b>
	<b>R</b>	<b>OFF TRACK</b>
1 TARGET	<b>?</b>	<b>BASELINE ONLY</b>

### CREATING THE GREENEST COUNTY

(6 TARGETS)

(PAGES 20 TO 23)

2 TARGETS	<b>G</b>	<b>ON TRACK</b>
	<b>A</b>	<b>SUCCESS LIKELY</b>
	<b>R</b>	<b>OFF TRACK</b>
4 TARGETS	<b>?</b>	<b>BASELINE ONLY</b>

### ECONOMIC PROSPERITY

(6 TARGETS)

(PAGES 23 TO 26)

1 TARGET	<b>G</b>	<b>ON TRACK</b>
	<b>A</b>	<b>SUCCESS LIKELY</b>
1 TARGET	<b>R</b>	<b>OFF TRACK</b>
4 TARGETS	<b>?</b>	<b>BASELINE ONLY</b>

### SAFER SUFFOLK

(4 TARGETS)

(PAGES 26 TO 28)

	<b>G</b>	<b>ON TRACK</b>
	<b>A</b>	<b>SUCCESS LIKELY</b>
	<b>R</b>	<b>OFF TRACK</b>
4 TARGETS	<b>?</b>	<b>BASELINE ONLY</b>

### COMMUNITY COHESION AND INCLUSION

(3 TARGETS)


(PAGES 28 TO 29)


1 TARGET	<b>G</b>	<b>ON TRACK</b>
	<b>A</b>	<b>SUCCESS LIKELY</b>
	<b>R</b>	<b>OFF TRACK</b>
2 TARGET	<b>?</b>	<b>BASELINE ONLY</b>


Key to colour coding:-


<b>G</b>	BASED ON LATEST TREND - ON TRACK TO ACHIEVE THE LAA2 TARGET.
<b>A</b>	LIKELY TO ACHIEVE TARGET, BUT FURTHER WORK / ACTION REQUIRED.
<b>R</b>	LATEST TREND SUGGESTS LAA2 TARGET WILL NOT BE ACHIEVED.
<b>?</b>	FURTHER WORK NECESSARY TO ASCERTAIN TREND DATA / SUBJECT TO REVIEW.

## CULTURE AND SPORT

<b>NI 8 Adult participation in sport and active recreation</b>			
Stronger & Safer Communities (PSA 21)			
<b>DATA OFFICER:</b> [SPORT THEME] : John Clough, Partnership Director, Suffolk Sport, Suffolk Coastal District Council, Melton Hill, Woodbridge, Suffolk IP12 1AW. Tel: 01394 444731. <a href="mailto:john.clough@suffolkcoastal.gov.uk">john.clough@suffolkcoastal.gov.uk</a>			
2008/09 ACTUAL	2008/09 TARGET	2009/10 TARGET	2010/11 TARGET
19.8% (2007) Baseline	Significant positive change	Significant positive change	Significant positive change
GOOD PERFORMANCE = HIGHER %	DATA REPORTED BY: SPORT ENGLAND	LATEST DIRECTION OF TRAVEL?	ON TARGET TO ACHIEVE OUTCOME? 
COMPARISON WITH OTHER COUNCILS		COMMENTS ABOUT DATA	
		Active People Survey 3 (2008/09) will commence on 15 October 2008 (results due early 2009).	
GENERAL COMMENTS			
The Active People Survey has been so successful that Sport England have decided to invest in the survey for a further three years starting from October 2007 onwards. Active People has helped establish a strong understanding of participation in sport and active recreation - nationally, regionally and locally. The Survey has provided important evidence to support strategic planning and investment decisions across Sport England and its partners and to set targets for increasing participation in sport.			

<b>Local Target [LT 10]: Increase cultural participation in Suffolk (mean average as defined in NI9, 10 &amp; 11 for Libraries, the Arts &amp; Museums)</b>			
<b>DATA OFFICER:</b> Mary Johnson, Quality and Performance Manager, Planning and Performance SSF, Endeavour House, Russell Road, Ipswich, IP1 2BX. 01473 264411. <a href="mailto:Mary.johnson@libher.suffolkcc.gov.uk">Mary.johnson@libher.suffolkcc.gov.uk</a>			
2008/09 ACTUAL	2008/09 TARGET	2009/10 TARGET	2010/11 TARGET
To be set later in 2008	+1.5%	+3.0%	+4.5%
GOOD PERFORMANCE = HIGHER %	DATA REPORTED BY: SCC	LATEST DIRECTION OF TRAVEL?	ON TARGET TO ACHIEVE OUTCOME? 
COMPARISON WITH OTHER COUNCILS		COMMENTS ABOUT DATA	
GENERAL COMMENTS			
This outcome is currently being developed so that by quarter 3 there will be sufficient trend data with which to make a judgement about current progress against the target.			

<b>NI 19 Rate of proven re-offending by young offenders</b>			
Stronger & Safer Communities (PSA 23)			
<b>DATA OFFICER:</b> Lynne Hall, Performance and Information Manager, Suffolk Youth Offending Team, St Edmund House, Rope Walk, Ipswich, IP4 1LZ. Tel: 01473 581707. <a href="mailto:lynne.hall@yots.suffolkcc.gov.uk">lynne.hall@yots.suffolkcc.gov.uk</a>			
2008/09 ACTUAL	2008/09 TARGET	2009/10 TARGET	2010/11 TARGET
[2005] 44.2% baseline [2004] 39.4% [2003] 34.6% [2002] 36.8%	Target setting deferred nationally	Target setting deferred nationally	Target setting deferred nationally
GOOD PERFORMANCE = LOWER %	DATA REPORTED BY: SCC (YOT)	LATEST DIRECTION OF TRAVEL?	ON TARGET TO ACHIEVE OUTCOME? 
COMPARISON WITH OTHER COUNCILS		COMMENTS ABOUT DATA	
		Revised baseline calculated for 2005 due to counting rules change. Next update for 2008 cohort available at quarter 3.	
GENERAL COMMENTS			
The Youth Justice Board (YJB) have, for 2008/09, changed the Counting Rules for calculating this measure which has been one of the Key Performance Indicators for Youth Offending Teams since 2002. Due to this change a fresh baseline was calculated for the 2005 cohort and data will be produced quarterly for the 2008 cohort onwards.			

<b>NI 51 Effectiveness of child and adolescent mental health services (The inclusion of 4 measures for CAMHS mapping)</b>			
Children & Young People			
<b>DATA OFFICER:</b> Sharon Singleton, Lead for Children & Young People's Commissioning, Endeavour House. Tel: 01473 260730. <a href="mailto:sharon.singleton@cyp.suffolkcc.gov.uk">sharon.singleton@cyp.suffolkcc.gov.uk</a>			
2008/09 ACTUAL	2008/09 TARGET	2009/10 TARGET	2010/11 TARGET
12 (2006/07)	13	No target set	No target set
GOOD PERFORMANCE = LOWER NUMBER	DATA REPORTED BY: OFSTED [CAMHS]	LATEST DIRECTION OF TRAVEL?	ON TARGET TO ACHIEVE OUTCOME? 
COMPARISON WITH OTHER COUNCILS		COMMENTS ABOUT DATA	
		Annual (snapshot January 31st). Aggregated self assessed scores of 1 to 4 for each of the 4 questions (4 lowest; 16 highest)	
GENERAL COMMENTS			
From November 2008, the Child Health CAMHS and Maternity Services mapping exercise will be extended to include the mapping of local authority commissioned and provided services and will be called Children's Services Mapping. Next update for 2007/08 will be available in Spring 2009.			

**NI 56 Obesity among primary school age children in Year 6 (% of school age children in Year 6 defined as 'obese')**

Children & Young People

**DATA OFFICER:** Sharon Singleton, Lead for Children & Young People's Commissioning, Endeavour House. Tel: 01473 260730. [sharon.singleton@cyp.suffolkcc.gov.uk](mailto:sharon.singleton@cyp.suffolkcc.gov.uk)

2008/09 ACTUAL	2008/09 TARGET	2009/10 TARGET	2010/11 TARGET
16.00% (2006) published Feb 2008	16.28%	16.30%	16.26%
Good performance = lower %	data reported by: NHS INFORMATION CENTRE	LATEST DIRECTION OF TRAVEL?  G	ON TARGET TO ACHIEVE OUTCOME?  G A R
COMPARISON WITH OTHER COUNCILS Local Authority average (2006) was 17.5% so Suffolk is performing well comparatively.		COMMENTS ABOUT DATA 'obese' defined as BMI falling above 95th centile curve for age and sex according to UK BMI centile classification. Next data release due in Feb 2009.	

**GENERAL COMMENTS**

The National Child Measurement Programme (NCMP) measures the weight of children in reception class (typically aged four to five years) and Year 6 (aged ten to 11 years). In 2006/07, the NCMP included valid measurements for 876,416 children nationwide. This represents an 80% participation rate, compared to 48% in 2005/06. Because of the low response in 2005/06, it is not possible to compare the two years. However, year-on-year analysis should be possible in the future when participation rates have stabilised and changes in prevalence due to changes in participation rates can be discounted.

**NI 72 Achievement of at least 78 points across the Early Years Foundation Stage with at least 6 in each of the scales in Personal Social and Emotional Development and Communication, Language and Literacy**

Children & Young People

**DATA OFFICER:** Martin Clark, Head of Schools Improvement Services Paul's Road Centre, Tel: 01473 583487. [Martin.clark@educ.suffolkcc.gov.uk](mailto:Martin.clark@educ.suffolkcc.gov.uk)

2008/09 ACTUAL	2008/09 TARGET	2009/10 TARGET	2010/11 TARGET
07/08 academic 47% 06/07 academic 46% 05/06 academic 47%	49.1%	50.1%	n/a
GOOD PERFORMANCE = HIGHER %	DATA REPORTED BY: DCSF	LATEST DIRECTION OF TRAVEL?  IMPROVING	ON TARGET TO ACHIEVE OUTCOME?  G A R
COMPARISON WITH OTHER COUNCILS East of England averages: 06/07 academic 47% 05/06 academic 47%		COMMENTS ABOUT DATA Baseline data relates to 1 Sept 2006 to 31 Aug 2007 (academic year 06/07) - baseline data 46%	




**GENERAL COMMENTS**

The primary purpose of the EYFS profile is to provide year 1 teachers and parents with reliable and accurate information about each child's level of development as they reach the end of the EYFS. This will enable the teacher to plan an effective, responsive and appropriate curriculum that will meet all children's needs, to support their continued achievement more fully.

### NI 73 % pupils achieving Level 4+ at Key Stage 2 English and Maths.

Children & Young People




**DATA OFFICER:** Martin Clark, Head of Schools Improvement Services  
Paul's Road Centre, Tel: 01473 583487. [Martin.clark@educ.suffolkcc.gov.uk](mailto:Martin.clark@educ.suffolkcc.gov.uk)

2008/09 ACTUAL	2008/09 TARGET	2009/10 TARGET	2010/11 TARGET
[07/08] 68% [06/07] 68% [05/06] 68% [04/05] 66%	n/a	76.0%	n/a
GOOD PERFORMANCE = HIGHER %	DATA REPORTED BY: DCSF	LATEST DIRECTION OF TRAVEL? NO SIGNIFICANT CHANGE	ON TARGET TO ACHIEVE OUTCOME?   
COMPARISON WITH OTHER COUNCILS		COMMENTS ABOUT DATA	
		DCSF (Primary School Achievement and Attainment Tables).	
GENERAL COMMENTS			
Baseline data for LAA2 now established using the confirmed 2007/08 academic year results.			

### NI 74 % pupils achieving level 5+ at Key Stage 3 in both English and Maths.

Children & Young People




**DATA OFFICER:** Martin Clark, Head of Schools Improvement Services  
Paul's Road Centre, Tel: 01473 583487. [Martin.clark@educ.suffolkcc.gov.uk](mailto:Martin.clark@educ.suffolkcc.gov.uk)

2008/09 ACTUAL	2008/09 TARGET	2009/10 TARGET	2010/11 TARGET
[07/08] 63% [06/07] 69% [05/06] 70% [04/05] 69%	n/a	76.0%	n/a
GOOD PERFORMANCE = HIGHER %	DATA REPORTED BY: DCSF	LATEST DIRECTION OF TRAVEL? <b>DECLINING</b>	ON TARGET TO ACHIEVE OUTCOME?   
COMPARISON WITH OTHER COUNCILS		COMMENTS ABOUT DATA	
		DCSF (Primary School Achievement and Attainment Tables).	
GENERAL COMMENTS			
Baseline data for LAA2 now established using the confirmed 2007/08 academic year results.			

## NI 75 Achieving 5 or more A\* to C grades at GCSE or equivalent including English and Maths

Children & Young People

**DATA OFFICER:** Martin Clark, Head of Schools Improvement Services  
Paul's Road Centre, Tel: 01473 583487. [Martin.clark@educ.suffolkcc.gov.uk](mailto:Martin.clark@educ.suffolkcc.gov.uk)

2008/09 ACTUAL	2008/09 TARGET	2009/10 TARGET	2010/11 TARGET
07/08 academic 46.4%* <b>06/07 academic 47.3%</b>	53.0%	55.0%	n/a
GOOD PERFORMANCE = HIGHER %	DATA REPORTED BY: DCSF	LATEST DIRECTION OF TRAVEL? <b>DECLINING</b>	ON TARGET TO ACHIEVE OUTCOME?   

COMPARISON WITH OTHER COUNCILS

COMMENTS ABOUT DATA

Baseline data relates to 1 Sept 2006 to 31 Aug 2007. LAA2 baseline (2006/07 academic year 47.3%).




GENERAL COMMENTS

\* [PROVISIONAL DATA]. Confirmed published 2007/08 academic year figures expected from DCSF January 2009.

## NI 83 % pupils achieving Level 5 at Key Stage 3 Science

Children & Young People

**DATA OFFICER:** Martin Clark, Head of Schools Improvement Services,  
Paul's Road Centre, Tel: 01473 583487. [Martin.clark@educ.suffolkcc.gov.uk](mailto:Martin.clark@educ.suffolkcc.gov.uk)

2008/09 ACTUAL	2008/09 TARGET	2009/10 TARGET	2010/11 TARGET
07/08 academic 69.8%* <b>06/07 academic 77.2%</b>	80.0%	80.0%	n/a
GOOD PERFORMANCE = HIGHER %	DATA REPORTED BY: DCSF	LATEST DIRECTION OF TRAVEL? <b>DECLINING</b>	ON TARGET TO ACHIEVE OUTCOME?   

COMPARISON WITH OTHER COUNCILS

COMMENTS ABOUT DATA

Baseline data relates to 1 Sept 2006 to 31 Aug 2007. LAA2 baseline (2006/07 academic year 77.2%).




GENERAL COMMENTS

\* [PROVISIONAL DATA]. Confirmed published 2007/08 academic year figures expected from DCSF January 2009.

**NI 87 % of secondary school pupils who are missing 20% [64 half days or more] of the school year**

Children & Young People




**DATA OFFICER:** Martin Clark, Head of Schools Improvement Services  
Paul's Road Centre, Tel: 01473 583487. [Martin.clark@educ.suffolkcc.gov.uk](mailto:Martin.clark@educ.suffolkcc.gov.uk)

2008/09 ACTUAL	2008/09 TARGET	2009/10 TARGET	2010/11 TARGET
07/08 academic 4.6%	n/a	3.5%	n/a
GOOD PERFORMANCE = LOWER %	DATA REPORTED BY: DCSF [termly school census]	LATEST DIRECTION OF TRAVEL?	ON TARGET TO ACHIEVE OUTCOME?   
COMPARISON WITH OTHER COUNCILS		COMMENTS ABOUT DATA	
East of England 6.0% All England 6.4%		Data collected termly: "Annual figures" for previous academic year published February. "Two-term figures" for autumn session shadow threshold - published October.	
GENERAL COMMENTS			
Regionally Suffolk ranks 2nd best performer out of 10 authorities. Progress is good in reducing the number of secondary aged pupils who are classed as persistent absentees. Suffolk has exceeded the 2010-11 national target of 5% with an actual out-turn of 4.6%. This performance is better than the majority of statistical and regional neighbours. We have set a very challenging target for 2008/09.			

**NI 91 Participation of 17 year olds in education or training**

Local Economy & Environmental Sustainability




**DATA OFFICER:** Peter Feeney, Children and Young People, SCC.  
[peter.feeney@cyp.suffolkcc.gov.uk](mailto:peter.feeney@cyp.suffolkcc.gov.uk)

2008/09 ACTUAL	2008/09 TARGET	2009/10 TARGET	2010/11 TARGET
75% [2006] baseline	80%	82%	84%
GOOD PERFORMANCE = HIGHER %	DATA REPORTED BY: DCSF VIA LSC	LATEST DIRECTION OF TRAVEL?	ON TARGET TO ACHIEVE OUTCOME?   
COMPARISON WITH OTHER COUNCILS		COMMENTS ABOUT DATA	
		Statistical First Release (SFR) on the participation of young people in education, training and employment each June.	
GENERAL COMMENTS			
The introduction of the September Guarantee (2007 onwards, and including 17 year olds from 2008) has already impacted 2006 to 2007 (Connexions November Activity Survey data) on increased % in learning 16-18 (+ 3%) alongside a decrease in NEET 16-18 of 0.8%. Measures in training currently aimed at further enhancing those trends - and so impacting directly on progress - including the introduction of a "17 Safety Net" scheme where FE providers are now developing suitable offers of learning for early leavers from college or 6th form courses. The colleges also figure prominently in a regional post-16 ESF project, "Youth East", where provision to re-engage NEETs is being developed between now to end 2010 in collaboration with training providers and the voluntary sector.			

**NI 92 Narrowing gap between lowest achieving 20% in Early Years Foundation Stage Profile and the rest**

Children & Young People




**DATA OFFICER: DATA OFFICER:** Martin Clark, Head of Schools Improvement Services  
Paul's Road Centre, Tel: 01473 583487. [Martin.clark@educ.suffolkcc.gov.uk](mailto:Martin.clark@educ.suffolkcc.gov.uk)

2008/09 ACTUAL	2008/09 TARGET	2009/10 TARGET	2010/11 TARGET
07/08 academic 36%*	34.5%	32.3%	n/a
06/07 academic 37.3% baseline			
GOOD PERFORMANCE = LOWER %	DATA REPORTED BY: DCSF [EYFSP]	LATEST DIRECTION OF TRAVEL? <b>IMPROVING</b>	ON TARGET TO ACHIEVE OUTCOME?   
COMPARISON WITH OTHER COUNCILS		COMMENTS ABOUT DATA	
06/07 academic East of England average 35.7%		Baseline data relates to 1 Sept 2006 to 31 Aug 2007. LAA2 baseline (2006/07 academic year 37.3%)	
GENERAL COMMENTS			
* [PROVISIONAL DATA]. Confirmed published 2007/08 academic year figures expected from DCSF January 2009.			




**NI 93 Number of pupils making 2 levels progress in English between Key Stages as a % of eligible pupils in the cohort**

Children & Young People




**DATA OFFICER: DATA OFFICER:** Martin Clark, Head of Schools Improvement Services  
Paul's Road Centre, Tel: 01473 583487. [Martin.clark@educ.suffolkcc.gov.uk](mailto:Martin.clark@educ.suffolkcc.gov.uk)

2008/09 ACTUAL	2008/09 TARGET	2009/10 TARGET	2010/11 TARGET
07/08 academic 81.3%*	n/a	86.0%	n/a
<b>06/07 academic 80.0% baseline</b>			
GOOD PERFORMANCE = HIGHER %	DATA REPORTED BY: DCSF	LATEST DIRECTION OF TRAVEL? <b>IMPROVING</b>	ON TARGET TO ACHIEVE OUTCOME?   
COMPARISON WITH OTHER COUNCILS		COMMENTS ABOUT DATA	
		Baseline data relates to 1 Sept 2006 to 31 Aug 2007. LAA2 baseline (2006/07 academic year 80.0%)	
GENERAL COMMENTS			
[PROVISIONAL DATA]. Confirmed published 2007/08 academic year figures expected from DCSF January 2009. DCSF (Primary School Achievement and Attainment Tables)			

**NI 94** Number of pupils making 2 levels progress in Maths between Key Stages as a % of eligible pupils in the cohort.

Children & Young People			
<b>DATA OFFICER: DATA OFFICER:</b> Martin Clark, Head of Schools Improvement Services Paul's Road Centre, Tel: 01473 583487. <a href="mailto:Martin.clark@educ.suffolkcc.gov.uk">Martin.clark@educ.suffolkcc.gov.uk</a>			
2008/09 ACTUAL	2008/09 TARGET	2009/10 TARGET	2010/11 TARGET
07/08 academic 68.7%*	n/a	79.0%	n/a
06/07 academic 70.7% baseline			
GOOD PERFORMANCE = HIGHER %	DATA REPORTED BY: DCSF	LATEST DIRECTION OF TRAVEL? <b>DECLINING</b>	ON TARGET TO ACHIEVE OUTCOME?   
COMPARISON WITH OTHER COUNCILS		COMMENTS ABOUT DATA	
		Baseline data relates to 1 Sept 2006 to 31 Aug 2007. LAA2 baseline (2006/07 academic year 70.7%)	
GENERAL COMMENTS			
[PROVISIONAL DATA]. Confirmed published 2007/08 academic year figures expected from DCSF January 2009. DCSF (Primary School Achievement and Attainment Tables)			




**NI 95** Number of pupils making 2 levels progress in English between Key Stages as a % of eligible pupils in the cohort.

Children & Young People			
<b>DATA OFFICER: DATA OFFICER:</b> Martin Clark, Head of Schools Improvement Services Paul's Road Centre, Tel: 01473 583487. <a href="mailto:Martin.clark@educ.suffolkcc.gov.uk">Martin.clark@educ.suffolkcc.gov.uk</a>			
2008/09 ACTUAL	2008/09 TARGET	2009/10 TARGET	2010/11 TARGET
07/08 academic 21.6%*	n/a	39.0%	n/a
06/07 academic 29.9% baseline			
GOOD PERFORMANCE = HIGHER %	DATA REPORTED BY: DCSF	LATEST DIRECTION OF TRAVEL? <b>DECLINING</b>	ON TARGET TO ACHIEVE OUTCOME?   
COMPARISON WITH OTHER COUNCILS		COMMENTS ABOUT DATA	
		Baseline data relates to 1 Sept 2006 to 31 Aug 2007. LAA2 baseline (2006/07 academic year 70.7%)	
GENERAL COMMENTS			
[PROVISIONAL DATA]. Confirmed published 2007/08 academic year figures expected from DCSF January 2009. DCSF (Secondary Achievement and Attainment Tables).			

**NI 96** Number of pupils making 2 levels progress in Maths between Key Stages as a % of eligible pupils in the cohort)

Children & Young People

**DATA OFFICER: DATA OFFICER:** Martin Clark, Head of Schools Improvement Services  
Paul's Road Centre, Tel: 01473 583487. [Martin.clark@educ.suffolkcc.gov.uk](mailto:Martin.clark@educ.suffolkcc.gov.uk)

2008/09 ACTUAL	2008/09 TARGET	2009/10 TARGET	2010/11 TARGET
07/08 academic 58.7%*	n/a	68.0%	n/a
06/07 academic 62.8% baseline			
GOOD PERFORMANCE = HIGHER %	DATA REPORTED BY: DCSF	LATEST DIRECTION OF TRAVEL? <b>DECLINING</b>	ON TARGET TO ACHIEVE OUTCOME?   

COMPARISON WITH OTHER COUNCILS

COMMENTS ABOUT DATA

Baseline data relates to 1 Sept 2006 to 31 Aug 2007. LAA2 baseline (2006/07 academic year 55.7%)




GENERAL COMMENTS

[PROVISIONAL DATA]. Confirmed published 2007/08 academic year figures expected from DCSF January 2009. DCSF (Secondary Achievement and Attainment Tables).

**NI 97** Number of pupils making 2 levels progress in English between Key Stages as a % of eligible pupils in the cohort

Children & Young People

**DATA OFFICER: DATA OFFICER:** Martin Clark, Head of Schools Improvement Services  
Paul's Road Centre, Tel: 01473 583487. [Martin.clark@educ.suffolkcc.gov.uk](mailto:Martin.clark@educ.suffolkcc.gov.uk)

2008/09 ACTUAL	2008/09 TARGET	2009/10 TARGET	2010/11 TARGET
07/08 academic 54.0%*	n/a	65.0%	n/a
06/07 academic 55.7% baseline			
GOOD PERFORMANCE = HIGHER %	DATA REPORTED BY: DCSF	LATEST DIRECTION OF TRAVEL? <b>DECLINING</b>	ON TARGET TO ACHIEVE OUTCOME?   

COMPARISON WITH OTHER COUNCILS

COMMENTS ABOUT DATA

Baseline data relates to 1 Sept 2006 to 31 Aug 2007. LAA2 baseline (2006/07 academic year 55.7%)




GENERAL COMMENTS

[PROVISIONAL DATA]. Confirmed published 2007/08 academic year figures expected from DCSF January 2009. DCSF (Secondary Achievement and Attainment Tables).

**NI 98** Number of pupils making 2 levels progress in Maths between Key Stages as a % of eligible pupils in the cohort

Children & Young People




**DATA OFFICER: DATA OFFICER:** Martin Clark, Head of Schools Improvement Services  
Paul's Road Centre, Tel: 01473 583487. [Martin.clark@educ.suffolkcc.gov.uk](mailto:Martin.clark@educ.suffolkcc.gov.uk)

2008/09 ACTUAL	2008/09 TARGET	2009/10 TARGET	2010/11 TARGET
07/08 academic 19.5%*	n/a	34.0%	n/a
06/07 academic 25.8% baseline			
GOOD PERFORMANCE = HIGHER %	DATA REPORTED BY: DCSF	LATEST DIRECTION OF TRAVEL? <b>DECLINING</b>	ON TARGET TO ACHIEVE OUTCOME?   
COMPARISON WITH OTHER COUNCILS		COMMENTS ABOUT DATA	
		Baseline data relates to 1 Sept 2006 to 31 Aug 2007. LAA2 baseline (2006/07 academic year 25.8%)	
GENERAL COMMENTS			
[PROVISIONAL DATA]. Confirmed published 2007/08 academic year figures expected from DCSF January 2009. DCSF (Secondary Achievement and Attainment Tables).			

**NI 99** Children in care reaching Level 4 in English at KS2

Children & Young People




**DATA OFFICER: DATA OFFICER:** Martin Clark, Head of Schools Improvement Services  
Paul's Road Centre, Tel: 01473 583487. [Martin.clark@educ.suffolkcc.gov.uk](mailto:Martin.clark@educ.suffolkcc.gov.uk)

2008/09 ACTUAL	2008/09 TARGET	2009/10 TARGET	2010/11 TARGET
07/08 academic 57.1%*	n/a	46.7%	n/a
05/06 academic 42% baseline			
GOOD PERFORMANCE = HIGHER %	DATA REPORTED BY: SSDA903 SUBMISSION	LATEST DIRECTION OF TRAVEL? <b>IMPROVING</b>	ON TARGET TO ACHIEVE OUTCOME?   
COMPARISON WITH OTHER COUNCILS		COMMENTS ABOUT DATA	
		No LAA2 baseline for 2006/07 ? However, there is 2005/06 data and provisional 2007/08 data now available.	
GENERAL COMMENTS			
[PROVISIONAL DATA]. Confirmed published 2007/08 academic year figures expected from DCSF (National Pupil Database) - SSDA903 submission			

## NI 100 Children in care reaching Level 4 in Maths at KS2

Children & Young People




**DATA OFFICER:** **DATA OFFICER:** Martin Clark, Head of Schools Improvement Services  
Paul's Road Centre, Tel: 01473 583487. [Martin.clark@educ.suffolkcc.gov.uk](mailto:Martin.clark@educ.suffolkcc.gov.uk)

2008/09 ACTUAL	2008/09 TARGET	2009/10 TARGET	2010/11 TARGET
07/08 academic 57.1%*	n/a	46.7%	n/a
05/06 academic 48.5% baseline			
GOOD PERFORMANCE = HIGHER %	DATA REPORTED BY:	LATEST DIRECTION OF TRAVEL?	ON TARGET TO ACHIEVE OUTCOME?
	SSDA903 SUBMISSION	IMPROVING	  
COMPARISON WITH OTHER COUNCILS		COMMENTS ABOUT DATA	
		No LAA2 baseline for 2006/07 ? However, there is 2005/06 data and provisional 2007/08 data now available.	
GENERAL COMMENTS			
[PROVISIONAL DATA]. Confirmed published 2007/08 academic year figures expected from DCSF (National Pupil Database) - SSDA903 submission			

## NI 101 Children in care achieving 5 A\* to C GCSEs or equivalent at KS4 (including Maths and English)

Children & Young People

**DATA OFFICER:** **DATA OFFICER:** Martin Clark, Head of Schools Improvement Services  
Paul's Road Centre, Tel: 01473 583487. [Martin.clark@educ.suffolkcc.gov.uk](mailto:Martin.clark@educ.suffolkcc.gov.uk)

2008/09 ACTUAL	2008/09 TARGET	2009/10 TARGET	2010/11 TARGET
07/08 academic 16.1% baseline	n/a	19.3%	n/a
GOOD PERFORMANCE = HIGHER %	DATA REPORTED BY:	LATEST DIRECTION OF TRAVEL?	ON TARGET TO ACHIEVE OUTCOME?
	SSDA903 SUBMISSION		  
COMPARISON WITH OTHER COUNCILS		COMMENTS ABOUT DATA	
		OC2 data collection (at present). In future the intention is to use the National Pupil Database, subject to consultation with local authorities	
GENERAL COMMENTS			
(National Pupil Database) - SSDA903 submission			

**NI 110 % of young people in the 13 to 19 year old cohort who are participating in structured positive activities**

Children & Young People

**DATA OFFICER:** Viki Muller, Head of Early Years Extended Schools & Youth Service, Children and Young People Service Office, Endeavour House. Tel: 01473 264675.  
[viki.muller@cyp.suffolkcc.gov.uk](mailto:viki.muller@cyp.suffolkcc.gov.uk)

2008/09 ACTUAL	2008/09 TARGET	2009/10 TARGET	2010/11 TARGET
66% respondents said "yes" (2008)	Target setting deferred nationally	Target setting deferred nationally	Target setting deferred nationally
GOOD PERFORMANCE = HIGHER %	DATA REPORTED BY: OFSTED	LATEST DIRECTION OF TRAVEL? G	ON TARGET TO ACHIEVE OUTCOME? G A R

COMPARISON WITH OTHER COUNCILS

The 2008 national average was 62% so Suffolk is performing well comparatively.

COMMENTS ABOUT DATA

TellUs survey undertaken by Ofsted and published by DCSF October each year

GENERAL COMMENTS

Reported by Schools using the TellUs Survey - reported by Ofsted each year in October. 'TellUs' is a survey of children and young people across England, asking their views about their local area, and including questions which are covered the five Every Child Matters outcomes. The survey was last carried out in Spring 2008. A sample of schools was selected within each local authority, representing the different types of schools in each area. The schools were then provided with guidance detailing how to select pupils to take part in the survey.

**NI 111 First time entrants to the Youth Justice System aged 10 to 17**

Stronger & Safer Communities (PSA 23)

**DATA OFFICER:** Lynne Hall, Performance and Information Manager, Suffolk Youth Offending Team, St Edmund House, Rope Walk, Ipswich, IP4 1LZ. Tel: 01473 581707.  
[lynne.hall@yots.suffolkcc.gov.uk](mailto:lynne.hall@yots.suffolkcc.gov.uk)

2008/09 ACTUAL	2008/09 TARGET	2009/10 TARGET	2010/11 TARGET
[2008/09] baseline* [2007/08] 1,195 [2006/07] 1,133	Target setting deferred nationally	Target setting deferred nationally	Target setting deferred nationally
GOOD PERFORMANCE = LOWER %	DATA REPORTED BY: Youth Justice Board	LATEST DIRECTION OF TRAVEL? DECLINING	ON TARGET TO ACHIEVE OUTCOME? G A R

COMPARISON WITH OTHER COUNCILS

COMMENTS ABOUT DATA

\* the Ministry of Justice (using Police PNC data) should be publishing baseline data in December 2008.




GENERAL COMMENTS

Youth Offending expect to see a rise this year due to improved data. However - the YJB should be announcing by December that we will be given a baseline for this measure that comes from the Police data and should therefore be much more accurate. Data validation checks made against information received from the police has identified that not all notifications for Police Reprimands, which make up the majority of first time entrants, were being received by the Youth Offending Service. Processes have been changed accordingly and are currently being monitored on a weekly basis. Due to these changes we expect the number of first time entrants in 2008/09 to increase due to the improvement in data accuracy

**NI 112 Under 18 conception rate (Actual number of conceptions among girls aged under 18 per 1,000 girls aged 15 to 17 compared with baseline year 1998)**

Children & Young People

**DATA OFFICER:** Paulline Henry, Operations and Development Manager, Children and Young People's Services Youth and Connexions Service, Endeavour House. Tel: 01473 260181. [paulline.henry@connexionssuffolk.org.uk](mailto:paulline.henry@connexionssuffolk.org.uk)

2008/09 ACTUAL	2008/09 TARGET	2009/10 TARGET	2010/11 TARGET
[2006] -17.9% [2005] -15.8% [2004] -11% [2003] -13.2%	- 31.0%	-38.0%	-45.0%
GOOD PERFORMANCE = HIGHER %	DATA REPORTED BY: ONS via DCSF	LATEST DIRECTION OF TRAVEL? <b>IMPROVING</b>	ON TARGET TO ACHIEVE OUTCOME?   




COMPARISON WITH OTHER COUNCILS	COMMENTS ABOUT DATA
Suffolk compares well with other counties.	Data is always 2 years in lag of the actual year. (latest data for 2008 relates to 2006).

GENERAL COMMENTS

The latest 2006 result is equivalent to a reduction of -17.9% on the baseline. Suffolk's teenage conception rate is reducing at a faster rate than what is happening regionally or nationally. There are now structures, systems and processes in place to secure and support targeted work in geographic hot spot and with vulnerable groups of young people. For example, work in Lowestoft is now supported by a local group who are focusing on the hot spot wards of Harbour, Normanston and Kirkley . They have completed the service and needs analysis which has identified gaps in provision such as work in schools on the Sex and Relationships Education programme.

**Local Target [LT 2]: LT 2: Access – Part A) Extended schools**

**DATA OFFICER:** Tom Clarke, Performance Officer, Planning and Performance Improvement, Endeavour House, Russell Road, Ipswich, IP1 2BX. [tom.clarke@cyp.suffolkcc.gov.uk](mailto:tom.clarke@cyp.suffolkcc.gov.uk)

2008/09 ACTUAL	2008/09 TARGET	2009/10 TARGET	2010/11 TARGET
54%	n/a	n/a	100%
GOOD PERFORMANCE = HIGHER %	DATA REPORTED BY: SCC	LATEST DIRECTION OF TRAVEL?	ON TARGET TO ACHIEVE OUTCOME?   

COMPARISON WITH OTHER COUNCILS	COMMENTS ABOUT DATA




GENERAL COMMENTS

## ADULT LEARNING & SKILLS

**NI 163** Proportion of population aged 19-64 for males and 19-59 for females qualified to at least Level 2 or higher

Local Economy & Environmental Sustainability

**DATA OFFICER:** Reported by directly by LSC: LSC contact: Dawn McCracken, LSC Suffolk.  
[Dawn.McCracken@lsc.gov.uk](mailto:Dawn.McCracken@lsc.gov.uk)

2008/09 ACTUAL	2008/09 TARGET	2009/10 TARGET	2010/11 TARGET
[2006] 65.6% [2005] 65.6% [2004] 62.9%	7 percentage points increase between 2006 and 2011	7 percentage points increase between 2006 and 2011	7 percentage points increase between 2006 and 2011
GOOD PERFORMANCE = HIGHER NUMBER	DATA REPORTED BY: LSC	LATEST DIRECTION OF TRAVEL?	ON TARGET TO ACHIEVE OUTCOME?   

COMPARISON WITH OTHER COUNCILS

COMMENTS ABOUT DATA




Calendar year data available up to 2006

GENERAL COMMENTS

**NI 165** Proportion of population aged 19-64 for males and 19-59 for females qualified to at least Level 4 or higher

Local Economy & Environmental Sustainability

**DATA OFFICER:** Reported by directly by LSC: LSC contact: Dawn McCracken, LSC Suffolk.  
[Dawn.McCracken@lsc.gov.uk](mailto:Dawn.McCracken@lsc.gov.uk)

2008/09 ACTUAL	2008/09 TARGET	2009/10 TARGET	2010/11 TARGET
[2006] 24.3% [2005] 24.8% [2004] 24.7%	1.5 percentage point increase between 2006 and 2011	1.5 percentage point increase between 2006 and 2011	1.5 percentage point increase between 2006 and 2011
GOOD PERFORMANCE = HIGHER NUMBER	DATA REPORTED BY: LSC	LATEST DIRECTION OF TRAVEL?	ON TARGET TO ACHIEVE OUTCOME?   

COMPARISON WITH OTHER COUNCILS

COMMENTS ABOUT DATA

Calendar year data available up to 2006


GENERAL COMMENTS

## CARE, HEALTH & INDEPENDENCE

### NI 124 People with a long-term condition supported to be independent and in control of their condition

Adult Health & Well-being & Tackling Exclusion & Promoting Equality


**DATA OFFICER:** Healthcare Commission Primary Care Trust patient survey - published nationally via website: [2008 survey].  
[http://www.healthcarecommission.org.uk/db/documents/PCT08-Trust\\_level\\_comparative\\_data-scores\\_only-v1\\_4\\_-04-07-08\\_-\\_FINAL\\_200807304725.xls](http://www.healthcarecommission.org.uk/db/documents/PCT08-Trust_level_comparative_data-scores_only-v1_4_-04-07-08_-_FINAL_200807304725.xls)

2008/09 ACTUAL	2008/09 TARGET	2009/10 TARGET	2010/11 TARGET
Latest survey [2008] result (Suffolk PCT): 62.97%	Target setting deferred nationally	Target setting deferred nationally	Target setting deferred nationally
GOOD PERFORMANCE = HIGHER NUMBER	DATA REPORTED BY: HEALTHCARE COMMISSION	LATEST DIRECTION OF TRAVEL?	ON TARGET TO ACHIEVE OUTCOME? 
COMPARISON WITH OTHER COUNCILS		COMMENTS ABOUT DATA	
PCT average: 59.7%		Reported in June/July each year via PCT Patient Survey, published in the autumn.	
GENERAL COMMENTS			
Patient Survey 2008 question Q51....."In the last 12 months, have you had enough support from local services or organisations to help you to manage your long-term health condition(s)?" (please think about all services and organisations, not just health services)			

### NI 125 Achieving independence for older people through rehabilitation/intermediate care

Adult Health & Well-being & Tackling Exclusion & Promoting Equality


**DATA OFFICER:** Information Centre for Health and Social Care - Social Care Keystats (KS1) submission. SCC lead: Penelope Luckner, Quality and Performance Manager, Planning and Performance SSF, Endeavour House. Tel: 01473 264601.  
[penelope.luckner@socserv.suffolkcc.gov.uk](mailto:penelope.luckner@socserv.suffolkcc.gov.uk)

2008/09 ACTUAL	2008/09 TARGET	2009/10 TARGET	2010/11 TARGET
78% [07/08] baseline	79.0%	80.0%	81.0%
GOOD PERFORMANCE = HIGHER %	DATA REPORTED BY: SCC [Keystats KS1]	LATEST DIRECTION OF TRAVEL?	ON TARGET TO ACHIEVE OUTCOME? 
COMPARISON WITH OTHER COUNCILS		COMMENTS ABOUT DATA	
PCT average: 59.7%		Reported in June/July each year via PCT Patient Survey, published in the autumn. Next update due end of 2009.	
GENERAL COMMENTS			
It was agreed that 2008/09 data will be subject to a pilot with participating councils checking the new definitions are workable before they are fully implemented, and with any necessary modifications/ clarifications arising from the pilot. For the first year of collection in 2008/09 councils with large numbers of discharges to rehabilitation/re-enablement services will have the option of doing a random sample across the 3 month period (similar to the sampling for RAP A8 for PAF AO/D56).			

**NI 135 Carers receiving needs assessment or review and a specific carer's service, or advice and information**

Adult Health & Well-being & Tackling Exclusion & Promoting Equality


**DATA OFFICER:** RAP data submission:-  
 SCC lead: Penelope Luckner, Quality and Performance Manager, Planning and Performance  
 SSF, Endeavour House. Tel: 01473 264601. [penelope.luckner@socserv.suffolkcc.gov.uk](mailto:penelope.luckner@socserv.suffolkcc.gov.uk)

2008/09 ACTUAL	2008/09 TARGET	2009/10 TARGET	2010/11 TARGET
[2008/09] 15.6% Q2 [2007/08] 17%	20.0%	29.0%	40.0%
GOOD PERFORMANCE = HIGHER %	DATA REPORTED BY: SCC [RAP return]	LATEST DIRECTION OF TRAVEL?	ON TARGET TO ACHIEVE OUTCOME? 
COMPARISON WITH OTHER COUNCILS		COMMENTS ABOUT DATA	
		Statutory definition and guidance is used to validate data. Out turns are based on actuals not projections.	
GENERAL COMMENTS			

**NI 141 Number of vulnerable people achieving independent living**

Adult Health & Well-being & Tackling Exclusion & Promoting Equality




**DATA OFFICER:** CLG (via Supporting People Local System). Supporting People contact: Vince Gates, Supporting People Manager. Tel: 01473 581837.  
[vince.gates@acs.suffolkcc.gov.uk](mailto:vince.gates@acs.suffolkcc.gov.uk)

2008/09 ACTUAL	2008/09 TARGET	2009/10 TARGET	2010/11 TARGET
Baseline 65.7% [2008/09] Q1 66%	66.0%	68.0%	70.0%
GOOD PERFORMANCE = HIGHER %	DATA REPORTED BY: Supporting People	LATEST DIRECTION OF TRAVEL? IMPROVING	ON TARGET TO ACHIEVE OUTCOME? 
COMPARISON WITH OTHER COUNCILS		COMMENTS ABOUT DATA	
See comments below		CLG (via Supporting People Local System)	
GENERAL COMMENTS			
There was an IT difficulty in obtaining accurate information on this target that has now been resolved. The Supporting People Team are working with Service Providers to achieve and improve the score of this target. Currently we have not been able to obtain accurate benchmarking information.			

## NI 145 Adults with learning disabilities in settled accommodation




### Adult Health & Well-being & Tackling Exclusion & Promoting Equality

**DATA OFFICER:** Information Centre for Health and Social Care - Social Care Keystats (KS1) submission. SCC lead: Penelope Luckner, Quality and Performance Manager, Planning and Performance SSF, Endeavour House. Tel: 01473 264601.  
[penelope.luckner@socserv.suffolkcc.gov.uk](mailto:penelope.luckner@socserv.suffolkcc.gov.uk)

2008/09 ACTUAL	2008/09 TARGET	2009/10 TARGET	2010/11 TARGET
[08/09] 49.9% Q2 [07/08] 66.8% baseline	72.0%	77.0%	80.0%
GOOD PERFORMANCE = HIGHER %	DATA REPORTED BY: SCC [Keystats KS1]	LATEST DIRECTION OF TRAVEL?	ON TARGET TO ACHIEVE OUTCOME?   
COMPARISON WITH OTHER COUNCILS		COMMENTS ABOUT DATA Data is available monthly.	
GENERAL COMMENTS The outturn at Q2 2008/09 [above] is provisional so the final 2008/09 outturn may be much higher. Checks have been carried out to determine the accuracy of the data. Data extraction is based on statutory guidance and definitions.			

## Local Target [LT 5]: % of people with mental health problems who are offered low intensity interventions

**DATA OFFICER:** Graham Shelton, Suffolk PCT, Rushbrook House, Paper Mill Lane, Bramford, Ipswich. IP8 4DE. Tel: 01473 770000. [graham.shelton@suffolkpct.nhs.uk](mailto:graham.shelton@suffolkpct.nhs.uk)




2008/09 ACTUAL	2008/09 TARGET	2009/10 TARGET	2010/11 TARGET
To be set in year 1	Set baseline then targets	Set baseline then targets	Set baseline then targets
GOOD PERFORMANCE = HIGHER %	DATA REPORTED BY: Suffolk and Waveney PCTs	LATEST DIRECTION OF TRAVEL?	ON TARGET TO ACHIEVE OUTCOME?   
COMPARISON WITH OTHER COUNCILS		COMMENTS ABOUT DATA	
GENERAL COMMENTS			

## HEALTHY AMBITIONS

**NI 121** Mortality rate from all circulatory diseases at ages under 75 (Standardised mortality rates for circulatory diseases per 100,000 population aged under 75).

Adult Health & Well-being & Tackling Exclusion & Promoting Equality




**DATA OFFICER:** Data is published annually (calendar yr) by National Centre for Health Outcomes Development ([www.nchod.nhs.uk](http://www.nchod.nhs.uk)) based on data supplied by the ONS.

2008/09 ACTUAL	2008/09 TARGET	2009/10 TARGET	2010/11 TARGET
[2006] 62.11 [2005] 69.06 [2004] 74.86 [2003] 72.10	61.50 (2007)	58.40 (2008)	55.70 (2009)
GOOD PERFORMANCE = LOWER NUMBER	DATA REPORTED BY: ONS	LATEST DIRECTION OF TRAVEL? IMPROVING	ON TARGET TO ACHIEVE OUTCOME?   
COMPARISON WITH OTHER COUNCILS		COMMENTS ABOUT DATA	
2006 county average: 69.09%. Suffolk therefore performs well comparatively.		Next update (2007) will be available in December 2008 (quarter 3).	
GENERAL COMMENTS			
The mortality rate from circulatory diseases has reduced between 2005 and the latest published data in 2006. Suffolk is also performing much better than the county average and is on track to achieve the 2007 target.			

**NI 123** 16+ current smoking rate prevalence (number of self-reported 4-week smoking quitters per 100,000 population aged 16 and over)


Adult Health & Well-being & Tackling Exclusion & Promoting Equality

**DATA OFFICER:** Hilary Andrews, County Co-ordinator, Suffolk Stop Smoking Service, Ipswich Hospital, Heath Road, Ipswich. Tel: 01473 704 745; (mobile) 0779 584 1390.  
[hilary.andrews@ipswichhospital.nhs.uk](mailto:hilary.andrews@ipswichhospital.nhs.uk)

2008/09 ACTUAL	2008/09 TARGET	2009/10 TARGET	2010/11 TARGET
Q1 (08/09) 164 892 (07/08) baseline	807 (812 NHS target)	801	795
GOOD PERFORMANCE = HIGHER NUMBER	DATA REPORTED BY: NHS Information Centre	LATEST DIRECTION OF TRAVEL? IMPROVING	ON TARGET TO ACHIEVE OUTCOME?   
COMPARISON WITH OTHER COUNCILS		COMMENTS ABOUT DATA	
		This data is published in October, February, May and August.	
GENERAL COMMENTS			
There is a National PSA target to reduce smoking prevalence in those aged 16 and over to 21% or less by 2010 and to 26% or less in routine and manual groups. It is being proposed that from 2009 the local prevalence rate will be measured through the integrated general household surveys as a uniform measurement system is required. In the meantime the NHS Stop Smoking Service quit rate per 100,000 population over 16 is being used. Suffolk County is covered by NHS Suffolk and the Waveney part of NHS Great Yarmouth and Waveney. However, the data can be supplied directly to LAA2 by the Suffolk Stop Smoking Service at county area.			

**Local Target [LT 2]: LT 2: Access – Part C) Health screening for vulnerable adults**

**DATA OFFICER:** Suffolk PCT, Great Yarmouth and Waveney PCT


2008/09 ACTUAL	2008/09 TARGET	2009/10 TARGET	2010/11 TARGET
Baseline to be set using year 1 outturn	Milestone targets to be set once baseline is known	Milestone targets to be set once baseline is known	Milestone targets to be set once baseline is known
GOOD PERFORMANCE = HIGHER %	DATA REPORTED BY: PCTs	LATEST DIRECTION OF TRAVEL?	ON TARGET TO ACHIEVE OUTCOME? 
COMPARISON WITH OTHER COUNCILS		COMMENTS ABOUT DATA	
GENERAL COMMENTS			

**CREATING THE GREENEST COUNTY**

**NI 186 Per capita CO2 emissions in the local authority area**

Local Economy & Environmental Sustainability

**DATA OFFICER:**  
(Activity) Matt Hullis, Specialist Leader - Environment Strategy, Environment and Transport Service Office, Endeavour House. Tel: 01473 264446. [matt.hullis@et.suffolkcc.gov.uk](mailto:matt.hullis@et.suffolkcc.gov.uk)

2008/09 ACTUAL	2008/09 TARGET	2009/10 TARGET	2010/11 TARGET
Baseline: 8.5 tonnes/capita [2005]	- 4.0%	- 8.0%	-12.0%
GOOD PERFORMANCE = HIGHER %	DATA REPORTED BY: DEFRA	LATEST DIRECTION OF TRAVEL?	ON TARGET TO ACHIEVE OUTCOME? 
COMPARISON WITH OTHER COUNCILS		COMMENTS ABOUT DATA	
District comparison below		Emissions overall % reduction of CO2 per capita compared to the 2005 baseline year.	
GENERAL COMMENTS			
Local and Regional CO2 Emissions Estimates 2005 baseline data available from defra website. (ranked as highest first) St Eds 11.4; Forest Heath 10.5; Mid Suffolk 9.7; Babergh 9.4; Suffolk Coastal 8.3; Waveney 7.3; Ipswich 6.3; <b>East of England average: 7.8; ENGLAND average: 7.9</b>			

**NI 188** Adapting to climate change (authorities will be assessed on how they are progressing against 4 levels, whether they have achieved all the levels on time, and to quality standards).

Local Economy & Environmental Sustainability

**DATA OFFICER:**

Matt Hullis, Specialist Leader - Environment Strategy, Environment and Transport Service Office. Tel: 01473 264446 [matt.hullis@et.suffolkcc.gov.uk](mailto:matt.hullis@et.suffolkcc.gov.uk)

2008/09 ACTUAL	2008/09 TARGET	2009/10 TARGET	2010/11 TARGET
Baseline: Level 0 [2007/08]	Level 1	Level 2	Level 3
GOOD PERFORMANCE = HIGHER NUMBER	DATA REPORTED BY: DEFRA	LATEST DIRECTION OF TRAVEL? G	ON TARGET TO ACHIEVE OUTCOME? G A R
COMPARISON WITH OTHER COUNCILS		COMMENTS ABOUT DATA LAA2 target: Suffolk County Council in partnership with CRed Suffolk	

GENERAL COMMENTS

A draft climate action plan has been developed by the Suffolk climate change partnership (CRed Suffolk) on behalf of SSP. Consultation on this was launched at the Creating the Greenest County conference on 16th October. Targets will be developed for LAA2 based on the climate action plan and the Defra performance indicators for climate change. The CRed Partnership continues to work with communities and businesses throughout Suffolk to reduce carbon emissions. A website for communities and businesses was launched on October 16th 2008 and a business adviser will start work in early 2008. CRed are bidding for funding from the SSP PRG grant to take forward the community carbon footprint project - an essential project for ensuring that communities and individuals understand climate change and are engaged in acting to reduce emissions.

**NI 193** Percentage of municipal waste landfilled.

Local Economy & Environmental Sustainability

**DATA OFFICER:**

Calum Clements, Waste Data Co-ordinator, Planning and Performance SSF, Endeavour House. Tel: 01473 264797. [calum.clements@performance.suffolkcc.gov.uk](mailto:calum.clements@performance.suffolkcc.gov.uk)


2008/09 ACTUAL	2008/09 TARGET	2009/10 TARGET	2010/11 TARGET
53.1% [2008/09] Q2 57.3% [2007/08] (baseline)	57.80%	56.40%	55.00%
GOOD PERFORMANCE = LOWER %	DATA REPORTED BY: WASTEDATAFLOW	LATEST DIRECTION OF TRAVEL? IMPROVING	ON TARGET TO ACHIEVE OUTCOME? G A R
COMPARISON WITH OTHER COUNCILS		COMMENTS ABOUT DATA National HUB data available from 2002/03 Baseline year : 2007/08 57.3%	

GENERAL COMMENTS

When a treatment facility is established for this waste this figure will reduce. The facility type chosen will have an impact on the reduction. At the six month point we are slightly ahead of target but due to seasonal variations the year end we could be at or just below our target.

**Local Target [LT 2]: LT 2: Access – Part B) Travel to Work**

**DATA OFFICER:** Calum Clements, Waste Data Co-ordinator, Planning and Performance SSF, Endeavour House. Tel: 01473 264797. [calum.clements@performance.suffolkcc.gov.uk](mailto:calum.clements@performance.suffolkcc.gov.uk)


2008/09 ACTUAL	2008/09 TARGET	2009/10 TARGET	2010/11 TARGET
[2007/08] 34.2% [2006/07] 32.7%	33.5%	35.5%	37.5%
GOOD PERFORMANCE = HIGHER %	DATA REPORTED BY: SCC	LATEST DIRECTION OF TRAVEL? IMPROVING	ON TARGET TO ACHIEVE OUTCOME? 
COMPARISON WITH OTHER COUNCILS		COMMENTS ABOUT DATA	

**GENERAL COMMENTS**

Travel to work the next survey will be undertaken in May 2009 and will give results for 2008/9.

**Local Target [LT 3]: Establish a policy framework for the coastal zone of Suffolk (Level 1: Agreed governance structure; Level 2: Joint policy framework for all of coastal Suffolk)**

**DATA OFFICER:** Jerry Hindle, Countryside Manager, Environment and Transport Environmental Services, Endeavour House, Russell Road, Ipswich, IP1 2BX. Tel: 01473 264786. [jerry.hindle@et.suffolkcc.gov.uk](mailto:jerry.hindle@et.suffolkcc.gov.uk)


2008/09 ACTUAL	2008/09 TARGET	2009/10 TARGET	2010/11 TARGET
Baseline data to be established	LEVEL 1	LEVEL 2	n/a
GOOD PERFORMANCE = HIGHER %	DATA REPORTED BY: in partnership with Environment Agency	LATEST DIRECTION OF TRAVEL?	ON TARGET TO ACHIEVE OUTCOME? 
COMPARISON WITH OTHER COUNCILS		COMMENTS ABOUT DATA	

**GENERAL COMMENTS**

A project officer was appointed on 1 September 2008 to support the future monitoring of this outcome.

**Local Target [LT 8]: Increase the % of County Wildlife sites under active conservation management**

**DATA OFFICER:** Peter Holburn, Countryside Management Leader, Environment and Transport Environmental Services, Endeavour House, Russell Road, Ipswich, IP1 2BX. Tel: 01473 264778 [peter.holborn@et.suffolkcc.gov.uk](mailto:peter.holborn@et.suffolkcc.gov.uk)


2008/09 ACTUAL	2008/09 TARGET	2009/10 TARGET	2010/11 TARGET
Baseline to be set in year 1	n/a	n/a	50%
GOOD PERFORMANCE = HIGHER %	DATA REPORTED BY: SCC in partnership with Ipswich Borough	LATEST DIRECTION OF TRAVEL?	ON TARGET TO ACHIEVE OUTCOME? 
COMPARISON WITH OTHER COUNCILS		COMMENTS ABOUT DATA	
GENERAL COMMENTS			
Initial figures for baseline will be available December 2008. On target to have baseline by March 2009.			

**ECONOMIC PROSPERITY**

**NI 152 Working people on out of work benefits (% of working population [16-64 males; 16-59 females] who are claiming out of work benefits)**

Local Economy & Environmental Sustainability

**DATA OFFICER:** Jobcentre Plus  
Jan Wain, Local Partnerships Manager, Jobcentre Plus Cambridgeshire and Suffolk. [jan.wain1@jobcentreplus.gsi.gov.uk](mailto:jan.wain1@jobcentreplus.gsi.gov.uk)  
Jai Raithatha, Strategy Officer, Corporate Strategy & Partnerships SSF, Endeavour House. Tel: 01473 264819. [jai.raithatha@suffolkcc.gov.uk](mailto:jai.raithatha@suffolkcc.gov.uk)




2008/09 ACTUAL	2008/09 TARGET	2009/10 TARGET	2010/11 TARGET
[07/08] Ipswich 12.9%; Waveney 13.6% [08/09 Q2] Ipswich 15.2%; Waveney 16.1%	Ipswich 12.4% Waveney 12.9%	Ipswich 11.5% Waveney 11.8%	Ipswich 11.0% Waveney 11.0%
GOOD PERFORMANCE = LOWER %	DATA REPORTED BY: JobCentrePlus	LATEST DIRECTION OF TRAVEL? <b>DECLINING</b>	ON TARGET TO ACHIEVE OUTCOME? 
COMPARISON WITH OTHER COUNCILS [08/09 Q2] East of England 10.9%		COMMENTS ABOUT DATA Data published (10 month period preceding Feb, May, Aug, Nov)	
GENERAL COMMENTS			

**NI 154 Net additional homes provided (LAA target only measures Ipswich, Suffolk Coastal, St Edmundsbury, Babergh)**

Local Economy & Environmental Sustainability

**DATA OFFICER:** Steve Brown, Planning Policy and. Development. Manager, Suffolk Coastal District Council. Tel: 01394 383789. [steve.brown@suffolkcoastal.gov.uk](mailto:steve.brown@suffolkcoastal.gov.uk)

2008/09 ACTUAL	2008/09 TARGET	2009/10 TARGET	2010/11 TARGET
[2007/08] Baseline: IBC+SCDC: 1,629 SEBC: 358 BDC: 217	IBC+SCDC: 1,300 SEBC: 540 BDC: 285	IBC+SCDC: 1,300 SEBC: 540 BDC: 285	IBC+SCDC: 1,300 SEBC: 540 BDC: 285

GOOD PERFORMANCE = HIGHER NUMBER	DATA REPORTED BY: Regional Assembly	LATEST DIRECTION OF TRAVEL?	ON TARGET TO ACHIEVE OUTCOME?   
-------------------------------------	--	-----------------------------	--

COMPARISON WITH OTHER COUNCILS	COMMENTS ABOUT DATA National data HUB now has annual data
--------------------------------	--

GENERAL COMMENTS




Data collected annually by District Councils

**NI 166 Average earnings of employees in the area (median gross weekly pay of full-time employees on a workplace basis)**

Local Economy & Environmental Sustainability

**DATA OFFICER:** Jai Raithatha, Strategy Officer, Corporate Strategy & Partnerships SSF, Endeavour House. Tel: 01473 264819. [jai.raithatha@suffolkcc.gov.uk](mailto:jai.raithatha@suffolkcc.gov.uk)

2008/09 ACTUAL	2008/09 TARGET	2009/10 TARGET	2010/11 TARGET
[2007] £419.2 (93.1%) [2006] £407.9	N/A	N/A	92.1% average over LAA period

GOOD PERFORMANCE = HIGHER NUMBER	DATA REPORTED BY: Regional Assembly	LATEST DIRECTION OF TRAVEL? <b>IMPROVING</b>	ON TARGET TO ACHIEVE OUTCOME?   
-------------------------------------	--	---	--

COMPARISON WITH OTHER COUNCILS 2007 East of England £450	COMMENTS ABOUT DATA Median gross weekly pay of full-time employees on a workplace basis published in October each year. 2007 data provisional
---	--

GENERAL COMMENTS


Annual data which relates to a specific pay period in April of each year

## NI 172 VAT registered businesses in the area showing growth

### Local Economy & Environmental Sustainability


**DATA OFFICER:** SCC contact: Jai Raithatha, Strategy Officer, Corporate Strategy & Partnerships SSF, Endeavour House. Tel: 01473 264819. [jai.raithatha@suffolkcc.gov.uk](mailto:jai.raithatha@suffolkcc.gov.uk)

Business Link: John Shaw, Business Link Suffolk, Felaw Maltings, Ipswich. Tel: 01473 417000

2008/09 ACTUAL	2008/09 TARGET	2009/10 TARGET	2010/11 TARGET
No baseline available yet	Target setting deferred nationally	Target setting deferred nationally	Target setting deferred nationally
GOOD PERFORMANCE = HIGHER %	DATA REPORTED BY: Regional Assembly	LATEST DIRECTION OF TRAVEL?	ON TARGET TO ACHIEVE OUTCOME? 
COMPARISON WITH OTHER COUNCILS		COMMENTS ABOUT DATA	
		Baseline cannot be confirmed until publication of the national data set	
GENERAL COMMENTS			
Baseline cannot be confirmed until publication of the national data set			


### Local Target [LT 4]: Increase the % of employment (FTE total) in Suffolk's key sectors

**DATA OFFICER:** Kit Day, Research Analyst, Planning and Performance SSF, Endeavour House, Russell Road, Ipswich, IP1 2BX. Tel: 01473 264513. [kit.day@et.suffolkcc.gov.uk](mailto:kit.day@et.suffolkcc.gov.uk)

2008/09 ACTUAL	2008/09 TARGET	2009/10 TARGET	2010/11 TARGET
[2006] 26.9%	n/a	n/a	27.9%
GOOD PERFORMANCE = HIGHER %	DATA REPORTED BY: SCC	LATEST DIRECTION OF TRAVEL?	ON TARGET TO ACHIEVE OUTCOME? 
COMPARISON WITH OTHER COUNCILS		COMMENTS ABOUT DATA	
No comparative performance data available for this target		Data for 2007 will be available in December 2008	
GENERAL COMMENTS			
By quarter 3 there will be sufficient performance information with which to ascertain a direction of travel and progress against the LAA2 outcome target of 27.9%.			

**Local Target [LT 9]: Increase the number of affordable homes commencements on site across Suffolk (gross)**

**DATA OFFICER:** Calum Clements, Waste Data Co-ordinator, Planning and Performance SSF, Endeavour House. Tel: 01473 264797. [calum.clements@performance.suffolkcc.gov.uk](mailto:calum.clements@performance.suffolkcc.gov.uk)


2008/09 ACTUAL	2008/09 TARGET	2009/10 TARGET	2010/11 TARGET
Projections plus 10%	n/a	n/a	3,236
GOOD PERFORMANCE = HIGHER NUMBER	DATA REPORTED BY: Suffolk Coastal DC	LATEST DIRECTION OF TRAVEL?	ON TARGET TO ACHIEVE OUTCOME? 
COMPARISON WITH OTHER COUNCILS		COMMENTS ABOUT DATA	
		Regional monitoring will record number SRL completed	
GENERAL COMMENTS			

**SAFER SUFFOLK**

**NI 30 Re-offending rate of prolific and other priority offenders**

Stronger & Safer Communities


**DATA OFFICER:** Steph Gould, Information and Performance Officer, Suffolk Probation Service, Tel: 01473 282301. [Stephanie.Gould@suffolk.probation.gsi.gov.uk](mailto:Stephanie.Gould@suffolk.probation.gsi.gov.uk)

2008/09 ACTUAL	2008/09 TARGET	2009/10 TARGET	2010/11 TARGET
Baseline to be confirmed Dec 2008 [proposed baseline detailed below]	-18%	N/A	N/A
GOOD PERFORMANCE = LOWER %	DATA REPORTED BY: Suffolk Probation	LATEST DIRECTION OF TRAVEL?	ON TARGET TO ACHIEVE OUTCOME? 
COMPARISON WITH OTHER COUNCILS		COMMENTS ABOUT DATA	
		The output currently used provides predicted and actual re-offending rates for the whole caseload. There is currently no separate data reporting on the re-offending rate of PPOs.	
GENERAL COMMENTS			
Using the data from the APACS cohort recorded on JTrack, a proposed baseline has been calculated of 22.3 months. Number of PPOs = 147; Average number of months on scheme = 22.3; Performance Ceiling = 16%; Suggested stretch for LAA2 = 18%; Actual LAA target = 18% The LAA target means that the total number of convictions acquired by the APACS cohort in 2008-2009 should be at least 18% fewer than those obtained in 2007/08.			

## NI 32 Repeat incidents of domestic violence

Stronger & Safer Communities (PSA 23)

**DATA OFFICER:** Marianne Fellowes, Domestic Violence Co-ordinator. Tel: 01473 613873  
[marianne.fellowes@suffolk.pnn.police.uk](mailto:marianne.fellowes@suffolk.pnn.police.uk)


2008/09 ACTUAL	2008/09 TARGET	2009/10 TARGET	2010/11 TARGET
No baseline - subject to further consultation	Target setting deferred nationally	Target setting deferred nationally	Target setting deferred nationally
GOOD PERFORMANCE = LOWER %	DATA REPORTED BY: HOME OFFICE	LATEST DIRECTION OF TRAVEL?	ON TARGET TO ACHIEVE OUTCOME? 
COMPARISON WITH OTHER COUNCILS		COMMENTS ABOUT DATA	
		Subject to further national consultation. Possible start date 2009/10 (for national data)	

### GENERAL COMMENTS

National Consultation period finished 31 October 2008. The outcome of which should be known in early 2009. Confirmed technical guidance will then be issued (RISK : this indicator could be dropped or significantly amended in the future).

## Local Target [LT 6]: Progressively increase the number of older people reporting that they feel their home is a safe environment

**DATA OFFICER:**


2008/09 ACTUAL	2008/09 TARGET	2009/10 TARGET	2010/11 TARGET
To be set in year 1	Set baseline then targets	Set baseline then targets	Set baseline then targets
GOOD PERFORMANCE = HIGHER %	DATA REPORTED BY: SCC	LATEST DIRECTION OF TRAVEL?	ON TARGET TO ACHIEVE OUTCOME? 
COMPARISON WITH OTHER COUNCILS		COMMENTS ABOUT DATA	

### GENERAL COMMENTS

A survey is being undertaken at the moment which will determine the baseline for this target. Activity to support the delivery of the indicator includes expansion of Home Shield, Fire home safety checks, a faster response to adaptations in the home.

**Local Target [LT 7]:** Number of serious violent crimes committed in a public place where alcohol and substance misuse was a contributory factor

**DATA OFFICER:**


2008/09 ACTUAL	2008/09 TARGET	2009/10 TARGET	2010/11 TARGET
1,352	1,284	1,270	1,256
GOOD PERFORMANCE = LOWER NUMBER	DATA REPORTED BY: Suffolk Police	LATEST DIRECTION OF TRAVEL?	ON TARGET TO ACHIEVE OUTCOME? 
COMPARISON WITH OTHER COUNCILS		COMMENTS ABOUT DATA	
GENERAL COMMENTS			

**COMMUNITY COHESION AND INCLUSION**

**NI 2** Percentage of people who feel that they belong to their neighbourhood

Stronger & Safer Communities (PSA 21)




**DATA OFFICER:** Julian Brown, Consultation and Engagement Manager, SCC (through SPIOG network and managed by Suffolk Speaks). Tel: 01473 265305

2008/09 ACTUAL	2008/09 TARGET	2009/10 TARGET	2010/11 TARGET
Awaiting baseline data (first survey)	Significant positive change	Significant positive change	Significant positive change
GOOD PERFORMANCE = HIGHER %	DATA REPORTED BY: SCC and Districts	LATEST DIRECTION OF TRAVEL?	ON TARGET TO ACHIEVE OUTCOME? 
COMPARISON WITH OTHER COUNCILS		COMMENTS ABOUT DATA First Place Survey data available April 2009 - this will become the baseline data.	
GENERAL COMMENTS The contractor has to forward data to the audit commission by 30th January and this is then 'weighted' and returned to councils thereafter. – Based on previous experience final results could be available March/April 2009. All of this work will be undertaken by the contractor for the individual districts. – SCC will have access to all of this final weighted data but it is still to be worked out how this will be easily brought together as it could be quite a large body of work to collate to a county level			

**NI 4 % of people who feel they can influence decisions in their locality**

**Stronger & Safer Communities (PSA 21)**

**DATA OFFICER:** Julian Brown, Consultation and Engagement Manager, SCC (through SPIOG network and managed by Suffolk Speaks). Tel: 01473 265305




2008/09 ACTUAL	2008/09 TARGET	2009/10 TARGET	2010/11 TARGET
29% (2006/07) Baseline	Significant positive change	Significant positive change	Significant positive change
GOOD PERFORMANCE = HIGHER %	DATA REPORTED BY: SCC and Districts	LATEST DIRECTION OF TRAVEL?	ON TARGET TO ACHIEVE OUTCOME?   
COMPARISON WITH OTHER COUNCILS		COMMENTS ABOUT DATA	
In 2006/07 the County Average was 26%. Suffolk is Top Quartile which is why the outcome rating is green.		First Place Survey data available April 2009 - this will become the baseline data.	

**GENERAL COMMENTS**

The contractor has to forward data to the audit commission by 30th January and this is then 'weighted' and returned to councils thereafter. – Based on previous experience final results could be available March/April 2009.  
All of this work will be undertaken by the contractor for the individual districts. – SCC will have access to all of this final weighted data but it is still to be worked out how this will be easily brought together as it could be quite a large body of work to collate to a county level

**Local Target [LT 1]: Increased numbers of people volunteering Measure Formal (A) & Informal Volunteering (B)**

**DATA OFFICER:** Gill Robinson, SVF Manager, Suffolk Association Voluntary Organisations, The Suffolk Association of Voluntary Organisations, Dickson House, 43a Woodbridge Road East, Ipswich. IP4 5QN. Tel: 01473 273273. [gillrobinson@yahoo.com](mailto:gillrobinson@yahoo.com)

2008/09 ACTUAL	2008/09 TARGET	2009/10 TARGET	2010/11 TARGET
A: to be set in Year 1 B: 500	A: set baseline		A: 10% increase B: 550
GOOD PERFORMANCE = HIGHER %	DATA REPORTED BY: Suffolk Volunteering Federation	LATEST DIRECTION OF TRAVEL?	ON TARGET TO ACHIEVE OUTCOME?   
COMPARISON WITH OTHER COUNCILS		COMMENTS ABOUT DATA	

**GENERAL COMMENTS**

This outcome is currently being developed so that by quarter 3 there will be sufficient trend data with which to make a judgement about current progress against the target.